

SEISMIC PARAMETERS  
 SOIL TYPE - Ce, SHALLOW SOIL  
 PROBABILITY FACTOR - 1/250  
 HAZARD FACTOR - 0.08  
 AVERAGE UNIT LOAD FACTOR - 1.0  
 RIGID MASS FACTOR - 0.8

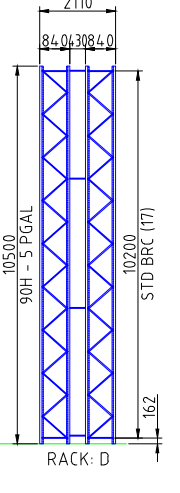
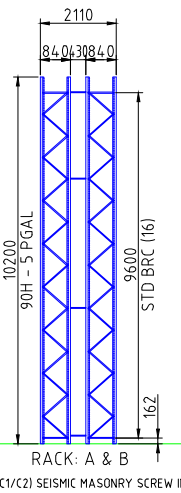
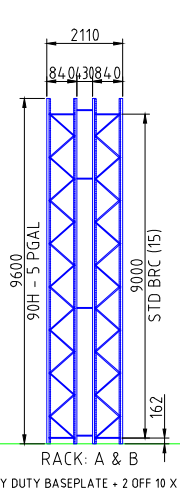
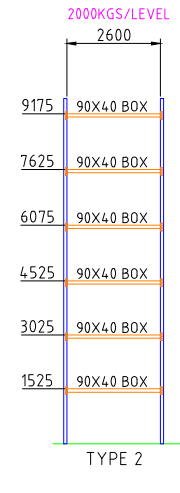
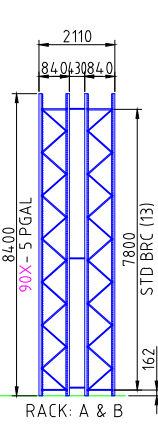
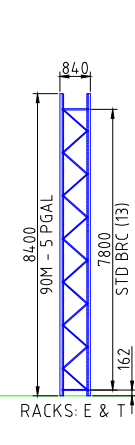
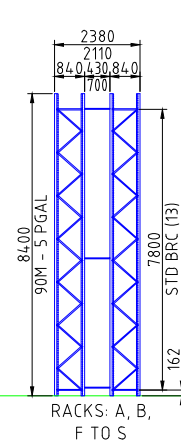
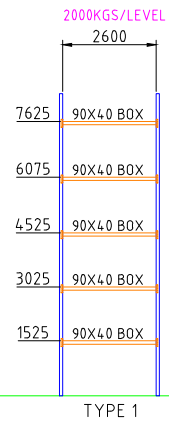
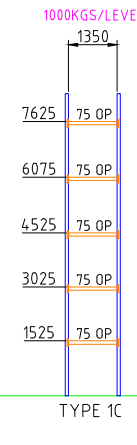
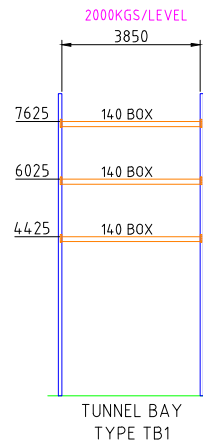
CONTACT - KANE FLYNN  
 PH NUMBER - 04.03 326 121

TOTAL PALLET CAPACITY:  
 5498 OFF PALLETS

**CONSTRUCTION**

PLAN VIEW, AREA 2  
 SCALE - 1:250  
 REFER TO DRAWING 48330-2 REV E FOR ELEVATIONS

F	REVISED CONSTRUCTION ISSUE	SJ	28/5/2026	 DRAWN BY: SJ CHECKED BY: AD DATE: 17/10/2025 CLIENT: IVE INTEGRATED LOGISTICS SITE: 4 PEMUL PLACE, KEMPS CREEK, NSW, 2759 TITLE: PROPOSED RACK LAYOUT, PLAN VIEW DRAWING No: 48330-1 REVISION: F SHEET SIZE: A1 PROJECT No: 48330 SCALE: 1:500, 1:250 & 1:100
E	CONSTRUCTION ISSUE	JT	26/2/2026	
D	LAYOUT REVISED	SJ	5/2/2026	
C	LAYOUT REVISED	SJ	16/12/2025	
B	LAYOUT REVISED	SJ	24/10/2025	
A	ORIGINAL FOR QUOTATION	SJ	17/10/2025	
REV				

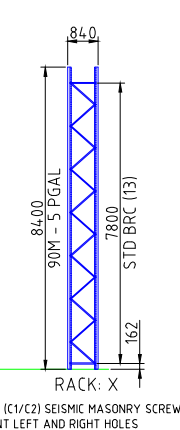
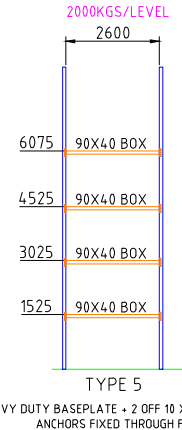
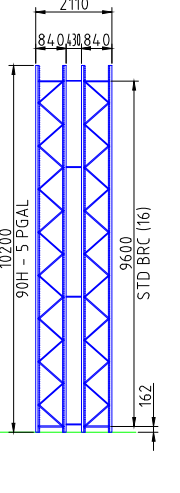
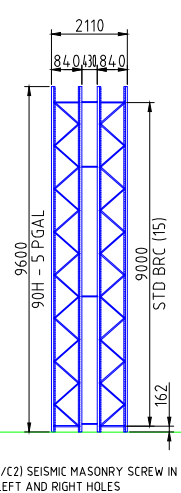
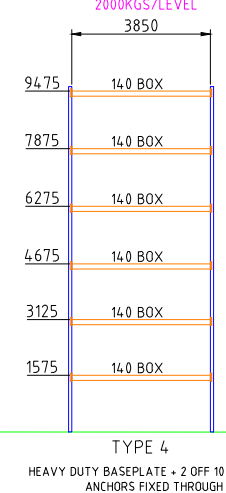
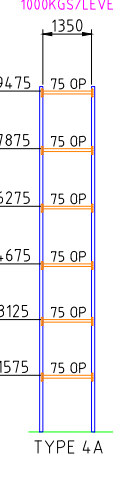
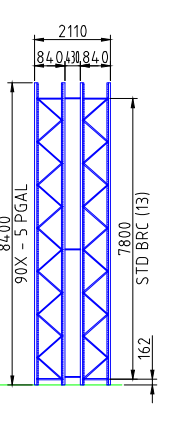
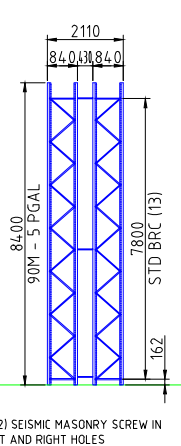
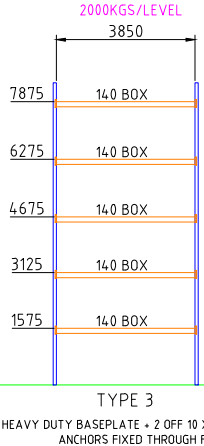
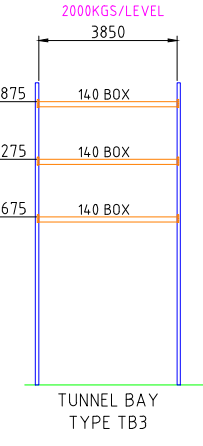


HEAVY DUTY BASEPLATE + 2 OFF 10 X 90 (C1/C2) SEISMIC MASONRY SCREW IN ANCHORS FIXED THROUGH FRONT LEFT AND RIGHT HOLES

BAY & FRAME ELEVATIONS RACK A, B, E TO T  
SCALE - 1:75

HEAVY DUTY BASEPLATE + 2 OFF 10 X 90 (C1/C2) SEISMIC MASONRY SCREW IN ANCHORS FIXED THROUGH FRONT LEFT AND RIGHT HOLES

BAY & FRAME ELEVATIONS RACK A, B & D  
SCALE - 1:75



HEAVY DUTY BASEPLATE + 2 OFF 10 X 90 (C1/C2) SEISMIC MASONRY SCREW IN ANCHORS FIXED THROUGH FRONT LEFT AND RIGHT HOLES

BAY & FRAME ELEVATIONS RACK C & D  
SCALE - 1:75

HEAVY DUTY BASEPLATE + 2 OFF 10 X 90 (C1/C2) SEISMIC MASONRY SCREW IN ANCHORS FIXED THROUGH FRONT LEFT AND RIGHT HOLES

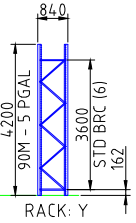
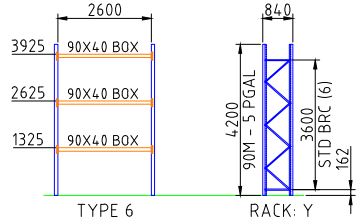
BAY & FRAME ELEVATIONS RACK C  
SCALE - 1:75

HEAVY DUTY BASEPLATE + 2 OFF 10 X 90 (C1/C2) SEISMIC MASONRY SCREW IN ANCHORS FIXED THROUGH FRONT LEFT AND RIGHT HOLES

BAY & FRAME ELEVATIONS RACK X  
SCALE - 1:75

SEISMIC PARAMETERS  
SOIL TYPE - Ce, SHALLOW SOIL  
PROBABILITY FACTOR - 1/250  
HAZARD FACTOR - 0.08  
AVERAGE UNIT LOAD FACTOR - 1.0  
RIGID MASS FACTOR - 0.8

CONTACT - KANE FLYNN  
PH NUMBER - 0403 326 121



HEAVY DUTY BASEPLATE + 2 OFF 10 X 90 (C1/C2) SEISMIC MASONRY SCREW IN ANCHORS FIXED THROUGH FRONT LEFT AND RIGHT HOLES

BAY & FRAME ELEVATIONS RACK Y  
SCALE - 1:75

CONSTRUCTION CERTIFICATE  
Approved Plans & Specifications relating to:  
Date Approved: 18 June 2026  
Certificate No.: CC-26035/A  
BLACKETT MAGUIRE + GOLDSMITH

CONSTRUCTION

REFER TO DRAWING 48330-1 REV F FOR PLAN VIEW

REV	AMENDMENT	REV BY	DATE
E	REVISED CONSTRUCTION ISSUE	SJ	28/5/2026
D	CONSTRUCTION ISSUE	JT	26/2/2026
C	LAYOUT REVISED	SJ	5/2/2026
B	LAYOUT REVISED	SJ	16/12/2025
A	ORIGINAL FOR QUOTATION	SJ	17/10/2025

**DEXION**  
LOGISTICS  
2001 TYNDAL PLACE (OSBORN PARK) NSW 2759  
PHONE: 989 7715 FACSIMILE: 989 7743  
A/N: 62 093 866 630  
C O R P O R A T E D I N A U S T R A L I A  
RESERVED  
THIS DRAWING IS THE PROPERTY OF DEXION LOGISTICS AND IS LOANED TO SUBJECT TO RETURN UPON REQUEST. THE CONTENTS MUST NOT BE DIVULGED TO ANY THIRD PARTY WITHOUT PRIOR WRITTEN PERMISSION FROM DEXION LOGISTICS.  
WWW.DEXIONLOGISTICS.COM.AU

DRAWN BY: SJ	CLIENT: LIVE INTEGRATED LOGISTICS
CHECKED BY: AD	SITE: 4 PEMUL PLACE, KEMPS CREEK, NSW, 2759
DATE: 17/10/2025	TITLE: PROPOSED RACK LAYOUT, ELEVATIONS
DRAWING No: 48330-2	REVISION: E
PROJECT No: 48330	SCALE: 1:75
DO NOT SCALE	SHEET SIZE: A1